

inspection and property management

Supplier Application

The image shows a hand holding a tablet displaying a web application interface for a supplier application. The screen shows a navigation menu with options like 'details', 'contacts', 'qualification', 'purchasing', 'contracts', 'documents', and 'history'. The 'details' tab is selected. The main content area displays the following information:

- Supplier:** Justin Case Supplies
- Status:** candidate
- Last Update:** 2023-03-01
- ERP ID:** -
- Communication Language:** -
- Akelius ID at supplier:** -
- Company:**
 - Company Name:** Justin Case Supplies
 - Email:** john.doe@akelius.se
 - Phone 1:** *
 - Phone 2:** *
 - Street:** *
 - Number:** *

essentials

The Supplier Application facilitates the management and sourcing of suppliers.

Carry out a supplier pre-qualification.

Manage suppliers' access to the supplier portal and other applications.

Automate the supplier certificate renewal process.

The application offers

- reduction in time by forty percent to onboard new suppliers
- streamlined and transparent communication with suppliers
- integration with the Work Order Application and the Order Application

functions

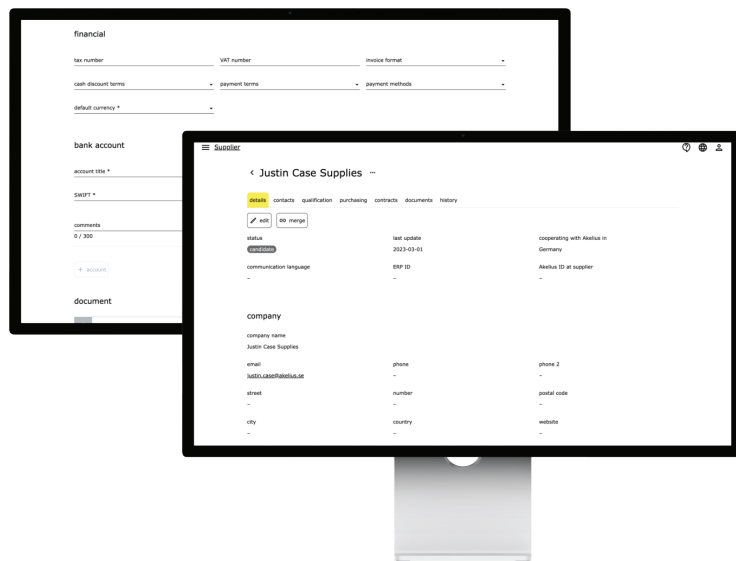
The Supplier Application is a tool to manage existing suppliers and onboard new suppliers efficiently.

The application consists of

- supplier database
- pre-qualification process of new suppliers
- contract management
- supplier portal

onboard suppliers

Specify name and contact details to create a new supplier.



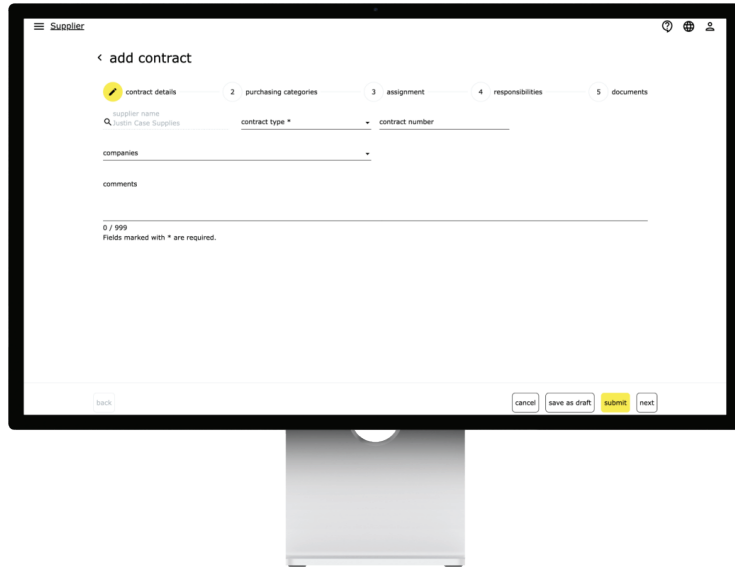
Each supplier must go through a qualification process.

The application tracks country specific supplier certificates.

manage suppliers

For each supplier

- request updates and documents
- specify the applicable purchasing catalog
- add new frame contracts



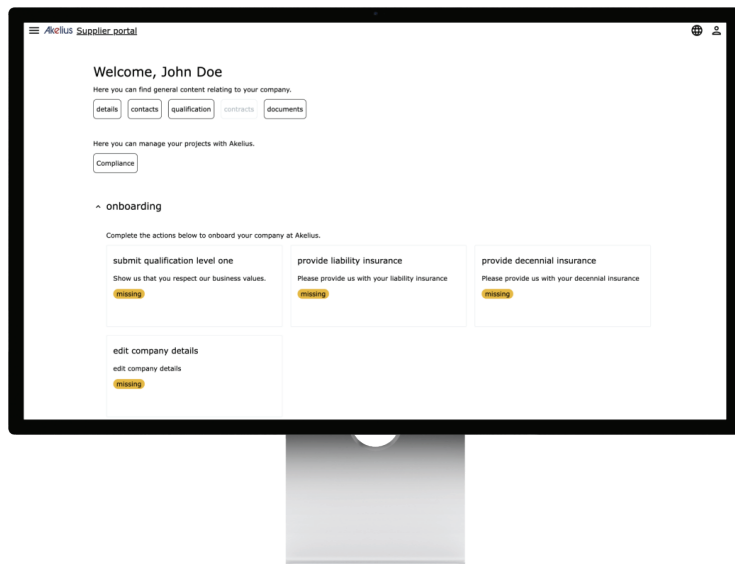
The screenshot shows a web interface for adding a contract. At the top, there's a breadcrumb trail: < add contract. Below this is a progress indicator with five steps: 1. contract details (active), 2. purchasing categories, 3. assignment, 4. responsibilities, and 5. documents. The form includes several input fields: 'supplier name' (with a search icon and the text 'Justin Cave Supplies'), 'contract type *' (with a dropdown arrow), and 'contract number'. There are also fields for 'companies' and 'comments'. At the bottom, there's a '0 / 999' character count and a note: 'Fields marked with * are required.' The navigation buttons at the bottom are 'back', 'cancel', 'save as draft', 'submit', and 'next'.

get information through supplier portal

The supplier portal is the central access point for suppliers to provide updates on company data or upload documents.

The portal provides access to other applications like

- Inspection Application
- Order Application
- Compliance Application



The screenshot shows the Akelius Supplier portal dashboard. At the top, it says 'Welcome, John Doe'. Below this, there's a section for 'general content relating to your company' with buttons for 'details', 'contracts', 'qualification', 'contracts', and 'documents'. Another section is for 'manage your projects with Akelius' with a 'Compliance' button. The main section is 'onboarding', which includes a heading 'Complete the actions below to onboard your company at Akelius.' and three cards: 'submit qualification level one' (with a 'missing' status), 'provide liability insurance' (with a 'missing' status), and 'provide decennial insurance' (with a 'missing' status). There's also a card for 'edit company details' (with a 'missing' status).